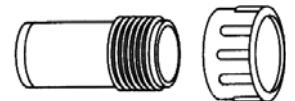
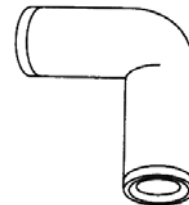
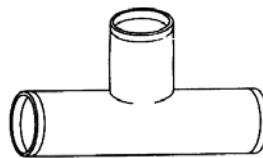
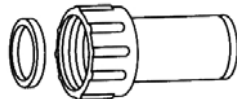




UNIVERSAL SALES

Drip Irrigation Products Price List 2018

Effective: 3-1-18



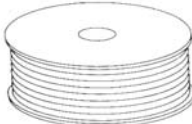






UNIVERSAL SALES
92311 Booth Street
Junction City, OR 97448
www.universalsales.biz

Phone : 541-998-9999
Fax : 541-998-9998
Toll Free Fax : 888-998-7998
Email : Sales@UniversalSales.biz

PART NUMBER SIZE I.D. O.D. LENGTH LIST
POLYETHYLENE DRIP TUBE

BOX QTY

	P-185-100 P-185-1000	1/8" 1/8"	.125" .125"	.185" .185"	100' C 1000' P	40 4	5.60 52.00
	P-220-100 P-220-1000	7/32" 7/32"	.160" .160"	.220" .220"	100' C 1000' P	32 2	6.50 63.00
	P-250-50 P-250-100 P-250-500 P-250-1000	1/4" 1/4" 1/4" 1/4"	.170" .170" .170" .170"	.250" .250" .250" .250"	50' C 100' C 500' P 1000' P	40 28 6 3	5.60 8.40 49.50 89.00
	P-455-100 P-455-500	3/8" 3/8"	.375" .375"	.455" .455"	100' C 500' C	2.1 LBS 10.5 LBS	22.00 110.00
	P-620-100 P-620-500 P-620-1000	16MM 16MM 16MM	.520" .520" .520"	.620" .620" .620"	100' C 500' C 1000' C	3.8 LBS 19 LBS 38 LBS	21.00 103.50 176.00
	P-700-50 P-700-100 P-700-500 P-700-1000	1/2" 1/2" 1/2" 1/2"	.600" .600" .600" .600"	.700" .700" .700" .700"	50' C 100' C 500' C 1000' C	2.1 LBS 4.2 LBS 21 LBS 42 LBS	15.00 20.00 90.00 170.00
	P-940-500 P-1200-500	3/4" 1"	.830" 1.060"	.940" 1.200"	500' C 500' C	31 LBS 50 LBS	142.00 224.00

FLEXIBLE PVC IPS HOSE (FITS SCH 40 FITTINGS)

WT/COIL



P-1/2-100	1/2"	.546"	.840"	100' C	20 LBS	114.00
P-3/4-100	3/4"	.742"	1.050"	100' C	25 LBS	160.00

1/4" IN LINE EMITTER SOAKER DRIPLINE

BOX QTY



SDL-6-100	1/4" WITH 6" EMITTER SPACING	100' C	20	24.00
SDL-6-100B	BROWN 1/4" WITH 6" SPACING	100' C	20	26.00
SDL-12-100	1/4" WITH 12" EMITTER SPACING	100' C	20	17.00
SDL-12-100B	BROWN 1/4" WITH 12" SPACING	100' C	20	19.00

0.700" OD IN LINE PC EMITTER DRIPLINE



PC-712-0.5-100	700 series tube with 0.5 GPH PC emitters on 12" spacing x 100' long coil.	60.00
----------------	---	-------

POROUS TUBE

WT/COIL

BOX QTY



PT 250 100	1/4" X 100' COIL	2	10	24.00
PT 700 100	0.700" O.D. X 100' COIL	7	5	38.00

PT-250: The 1/4" Porous Tube works with 1/4" barbed fittings (see pages 6 & 7). Maximum run = 15'.

PT-700: Works with 700 series compression fittings & funny pipe insert fittings (clamps recommended). Maximum recommended operating pressure = 15 PSI.

C = COIL

P = PLASTIC HUB REEL

PART NUMBER DESCRIPTION
"Y" FILTER STRAINERS (10 GPM & 75 PSI MAX)

BAG QTY BOX QTY LIST



YSH 75 "Y" FILTER, 3/4" HOSE THREAD
 3/4" FHT SWIVEL X 3/4" MHT
 150 MESH POLY SCREEN

1 50 17.00

ABOVE Y FILTER IS HOSE THREAD, BELOW ARE PIPE THREAD!



YS 75 "Y" FILTER, 3/4" MPT
 150 MESH POLY SCREEN

1 50 15.00



YSS 75 "Y" FILTER, 3/4" MPT
 150 MESH STAINLESS STEEL SCREEN

1 50 19.00



YSV 75 "Y" FILTER, 3/4" MPT
 150 MESH POLY SCREEN
 INCLUDES FLUSH VALVE

1 50 18.00



YSVS 75 "Y" FILTER, 3/4" MPT
 150 MESH STAINLESS STEEL SCREEN
 INCLUDES FLUSH VALVE

1 50 22.00



YS 100 "Y" FILTER, 1" MPT
 150 MESH POLY SCREEN

1 50 18.00



YSS 100 "Y" FILTER, 1" MPT
 150 MESH STAINLESS STEEL SCREEN

1 50 22.00



YSV 100 "Y" FILTER, 1" MPT
 150 MESH POLY SCREEN
 INCLUDES FLUSH VALVE

1 50 21.00



YSVS 100 "Y" FILTER, 1" MPT
 150 MESH STAINLESS STEEL SCREEN
 INCLUDES FLUSH VALVE

1 50 25.00

YS REPLACEMENT PARTS

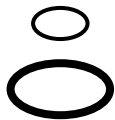


SP 150 150 MESH SCREEN FOR YS FILTER

5 20 8.00

SSS 150 150 MESH STAINLESS STEEL
 SCREEN FPR YS FILTER

5 20 12.00




OR 027 O-RING FOR YS FILTER SCREEN

25 100 0.75

OR 136 O-RING FOR YS FILTER BODY

20 100 0.80

3/4" HOSE THREAD FILTERS



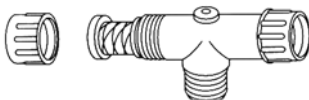
FIL 75 3/4" MHT X 3/4" FHT

10 100 8.20



SP 120 120 MESH SCREEN FOR FIL 75

10 50 6.00




FTEE 150 3/4" MHT X 3/4" FHT

10 100 10.00


PART NUMBER	DESCRIPTION	PSI	BOX QTY	LIST
-------------	-------------	-----	---------	------

HENDRICKSON PRESSURE REGULATORS


1/2" MINI REGULATORS

PART #	inlet x outlet (flow rate)	PSI	BOX QTY	LIST
 MPR-20	1/2" FPT X 1/2" MPT (0.1 to 4 GPM)	20	50	1.75
MPR-30	1/2" FPT X 1/2" MPT (0.1 to 4 GPM)	30	50	1.75
MPR-40	1/2" FPT X 1/2" MPT (0.1 to 4 GPM)	40	50	1.75


3/4" HOSE THREAD REGULATORS

PART #	inlet x outlet (flow rate)	PSI	BOX QTY	LIST
 DG50-10	3/4" FHT X 3/4" MHT (0.1 to 8 GPM)	10	50	5.29
DG50-13	3/4" FHT X 3/4" MHT (0.1 to 8 GPM)	13	50	5.29
DG50-15	3/4" FHT X 3/4" MHT (0.1 to 8 GPM)	15	50	5.29
DG50-19	3/4" FHT X 3/4" MHT (0.1 to 8 GPM)	19	50	5.29
DG50-25	3/4" FHT X 3/4" MHT (0.1 to 8 GPM)	25	50	5.29
DG50-47	3/4" FHT X 3/4" MHT (0.1 to 8 GPM)	47	50	5.29


3/4" LOW-MEDIUM FLOW REGULATORS

PART#	inlet x outlet (flow rate)	PSI	BOX QTY	LIST
 PR55-10-3	3/4" FPT X 3/4" MPT (1/3 to 12 GPM)	10	50	7.45
PR55-15-3	3/4" FPT X 3/4" MPT (1/3 to 12 GPM)	15	50	7.45
PR55-20-3	3/4" FPT X 3/4" MPT (1/3 to 12 GPM)	20	50	7.45
PR55-25-3	3/4" FPT X 3/4" MPT (1/3 to 12 GPM)	25	50	7.45
PR55-30-3	3/4" FPT X 3/4" MPT (1/3 to 12 GPM)	30	50	7.45
PR55-35-3	3/4" FPT X 3/4" MPT (1/3 to 12 GPM)	35	50	7.45
PR55-35-3	3/4" FPT X 3/4" MPT (1/3 to 12 GPM)	50	50	7.45

3/4" MEDIUM FLOW REGULATORS

PART#	inlet x outlet (flow rate)	PSI	BOX QTY	LIST
 PR58-10	3/4" FPT X 3/4" FPT (1/2 to 12 GPM)	10	50	8.27
PR58-15	3/4" FPT X 3/4" FPT (1/2 to 12 GPM)	15	50	8.27
PR58-20	3/4" FPT X 3/4" FPT (1/2 to 12 GPM)	20	50	8.27
PR58-25	3/4" FPT X 3/4" FPT (1/2 to 12 GPM)	25	50	8.27
PR58-30	3/4" FPT X 3/4" FPT (1/2 to 12 GPM)	30	50	8.27
PR58-35	3/4" FPT X 3/4" FPT (1/2 to 12 GPM)	35	50	8.27
PR58-40	3/4" FPT X 3/4" FPT (1/2 to 12 GPM)	40	50	8.27
PR58-50	3/4" FPT X 3/4" FPT (1/2 to 12 GPM)	50	50	8.27

1" HIGH FLOW REGULATORS

PART#	inlet x outlet (flow rate)	PSI	BOX QTY	LIST
 PR80-10	1" FPT X 1" FPT (1 to 35 GPM)	10	50	17.82
PR80-20	1" FPT X 1" FPT (1 to 35 GPM)	20	50	17.82
PR80-25	1" FPT X 1" FPT (1 to 35 GPM)	25	50	17.82
PR80-30	1" FPT X 1" FPT (1 to 35 GPM)	30	50	17.82
PR80-35	1" FPT X 1" FPT (1 to 35 GPM)	35	50	17.82
PR80-40	1" FPT X 1" FPT (1 to 35 GPM)	40	50	17.82
PR80-50	1" FPT X 1" FPT (1 to 35 GPM)	50	50	17.82

FOR OTHER SIZES AND CONFIGURATIONS SEE THE HENDRICKSON CATALOG.

ALL ABOVE REGULATORS MUST BE INSTALLED DOWNSTREAM OF ALL SHUT OFF VALVES.
PRESSURE WITHOUT FLOW WILL CAUSE DAMAGE.

PART NUMBER	DESCRIPTION	PSI	BOX QTY	LIST
-------------	-------------	-----	---------	------

SENNINGER PRESSURE REGULATORS

3/4" HOSE THREAD REGULATORS



PRLG-10	3/4" FHT X 3/4" MHT (0.5 to 7 GPM)	10	50	10.20
PRLG-15	3/4" FHT X 3/4" MHT (0.5 to 7 GPM)	15	50	10.20
PRLG-20	3/4" FHT X 3/4" MHT (0.5 to 7 GPM)	20	50	10.20
PRLG-25	3/4" FHT X 3/4" MHT (0.5 to 7 GPM)	25	50	10.20
PRLG-30	3/4" FHT X 3/4" MHT (0.5 to 7 GPM)	30	50	10.20
PRLG-40	3/4" FHT X 3/4" MHT (0.5 to 7 GPM)	40	50	10.20

3/4" LOW FLOW REGULATORS



PRL-10	3/4" FPT X 3/4" FPT (0.5 to 5 GPM)	10	50	11.40
PRL-15	3/4" FPT X 3/4" FPT (0.5 to 8 GPM)	15	50	11.40
PRL-20	3/4" FPT X 3/4" FPT (0.5 to 8 GPM)	20	50	11.40
PRL-25	3/4" FPT X 3/4" FPT (0.5 to 8 GPM)	25	50	11.40
PRL-30	3/4" FPT X 3/4" FPT (0.5 to 8 GPM)	30	50	11.40

3/4" MEDIUM FLOW REGULATORS



PMR-10-MF	3/4" FPT X 3/4" FPT (4 to 16 GPM)	10	50	15.92
PMR-20-MF	3/4" FPT X 3/4" FPT (2 to 20 GPM)	20	50	15.92
PMR-30-MF	3/4" FPT X 3/4" FPT (2 to 20 GPM)	30	50	15.92
PMR-40-MF	3/4" FPT X 3/4" FPT (2 to 20 GPM)	40	50	15.92
PMR-50-MF	3/4" FPT X 3/4" FPT (2 to 20 GPM)	50	50	15.92

1 1/4" (inlet) X 1" (outlet) HIGH FLOW REGULATORS



PR-10-HF	1 1/4" FPT X 1" FPT (10 to 32 GPM)	10	25	33.74
PR-20-HF	1 1/4" FPT X 1" FPT (10 to 32 GPM)	20	25	33.74
PR-30-HF	1 1/4" FPT X 1" FPT (10 to 32 GPM)	30	25	33.74
PR-40-HF	1 1/4" FPT X 1" FPT (10 to 32 GPM)	40	25	33.74
PR-50-HF	1 1/4" FPT X 1" FPT (10 to 32 GPM)	50	25	33.74

2" ULTRA HIGH FLOW REGULATORS



(Sold in box qty only)				
PRU-10	2" FPT X 2" FPT (20 to 100 GPM)	10	4	162.00
PRU-20	2" FPT X 2" FPT (20 to 100 GPM)	20	4	162.00
PRU-30	2" FPT X 2" FPT (20 to 100 GPM)	30	4	162.00
PRU-40	2" FPT X 2" FPT (20 to 100 GPM)	40	4	162.00
PRU-50	2" FPT X 2" FPT (20 to 100 GPM)	50	4	162.00
PRU-60	2" FPT X 2" FPT (20 to 100 GPM)	60	4	162.00

3" EXTENDED FLOW REGULATORS

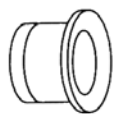


PRXF-10	3" SLIP X 3" SLIP (20 to 80 GPM)	10	1	169.68
PRXF-20	3" SLIP X 3" SLIP (20 to 90 GPM)	20	1	169.68
PRXF-30	3" SLIP X 3" SLIP (20 to 100 GPM)	30	1	169.68
PRXF-40	3" SLIP X 3" SLIP (20 to 100 GPM)	40	1	169.68
PRXF-50	3" SLIP X 3" SLIP (20 to 100 GPM)	50	1	169.68
PRXF-60	3" SLIP X 3" SLIP (20 to 100 GPM)	60	1	169.68

**ALL ABOVE REGULATORS MUST BE INSTALLED DOWNSTREAM OF ALL SHUT OFF VALVES.
PRESSURE WITHOUT FLOW WILL CAUSE DAMAGE.**

PART NUMBER	DESCRIPTION	BAG QTY	LIST
-------------	-------------	---------	------

COMPRESSION ADAPTERS



CA 500	.455" COMPRESSION X 1/2" PVC SPIGOT	100	0.28
CA 600	.620" COMPRESSION X 1/2" PVC SPIGOT	100	0.28
CA 700	.700" COMPRESSION X 1/2" PVC SPIGOT	100	0.28
CA 900	.940" COMPRESSION X 3/4" PVC SPIGOT	100	0.46

SOCKET ADAPTERS

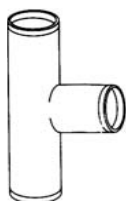


SA 700	.700" COMPRESSION X 1/2" PVC SOCKET / 3/4" SPIGOT	100	0.98
--------	---	-----	------



FHA7550 (MHT5B)	3/4" MHT X 1/2" SOCKET / 3/4" SPIGOT	100	0.96
FHA7575 (MHT7B)	3/4" MHT X 3/4" SOCKET / 1" SPIGOT	100	1.10

COMPRESSION TEES




CT 500	.455" COMPRESSION TEE	15	1.26
CT 600	.620" COMPRESSION TEE	15	1.26
CT 700	.700" COMPRESSION TEE	15	1.26
CT 900	.940" COMPRESSION TEE	25	2.30
CT 997 REDUCER	.940" X .940" X .700" COMPRESSION TEE	25	2.30

COMPRESSION ELLS



CEL 500	.455" COMPRESSION ELL	25	1.20
CEL 600	.620" COMPRESSION ELL	25	1.20
CEL 700	.700" COMPRESSION ELL	25	1.20
CEL 900	.940" COMPRESSION ELL	25	1.60

COMPRESSION COUPLERS



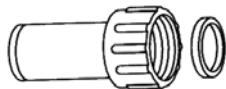
CC 500	.455" COMPRESSION COUPLER	25	0.80
CC 600	.620" COMPRESSION COUPLER	25	0.80
CC 700	.700" COMPRESSION COUPLER	25	0.80
CC 900	.940" COMPRESSION COUPLER	25	1.30

REDUCING COMPRESSION COUPLERS



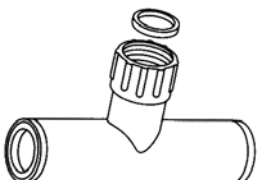
RCC 5060	.455" TUBING TO .620" TUBING	25	0.84
RCC 5070	.455" TUBING TO .700" TUBING	25	0.84
RCC 6070	.620" TUBING TO .700" TUBING	25	0.84
RCC 7090	.700" TUBING TO .940" TUBING	25	1.36

3/4" HOSE SWIVEL ADAPTERS



CSAW 500	.455" COMP. X 3/4" FHT W/WASHER	25	1.26
CSAW 600	.620" COMP. X 3/4" FHT W/WASHER	25	1.26
CSAW 700	.700" COMP. X 3/4" FHT W/WASHER	25	1.26
CSAW 900	.940" COMP. X 3/4" FHT W/WASHER	25	2.30

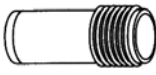

3/4" HOSE SWIVEL TEES



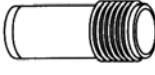
CSTW 500	.455" COMP. TEE X 3/4" FHT W/WASHER	15	1.50
CSTW 600	.620" COMP. TEE X 3/4" FHT W/WASHER	15	1.50
CSTW 700	.700" COMP. TEE X 3/4" FHT W/WASHER	15	1.50
CSTW 900	.940" COMP. TEE X 3/4" FHT W/WASHER	25	3.00

PART NUMBER	DESCRIPTION	BAG QTY	LIST
-------------	-------------	---------	------



COMPRESSION END PLUGS

	CEP 500	.455" COMP. X 3/4" MHT W/CAP	25	1.20
	CEP 600	.620" COMP. X 3/4" MHT W/CAP	25	1.20
	CEP 700	.700" COMP. X 3/4" MHT W/CAP	25	1.20
	CEP 900	.940" COMP. X 3/4" MHT W/CAP	25	1.80

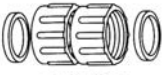

COMPRESSION MALE HOSE THREAD ADAPTERS

	CMAH 500	.455" COMPRESSION X 3/4" MHT	50	0.72
	CMAH 600	.620" COMPRESSION X 3/4" MHT	50	0.72
	CMAH 700	.700" COMPRESSION X 3/4" MHT	50	0.72
	CMAH 900	.940" COMPRESSION X 3/4" MHT	25	1.26

COMPRESSION MALE PIPE THREAD ADAPTERS

	CMAP5 600	.620" COMPRESSION X 1/2" MIPT	50	1.04
	CMAP5 700	.700" COMPRESSION X 1/2" MIPT	50	1.04
	CMAP 500	.455" COMPRESSION X 3/4" MIPT	50	0.88
	CMAP 600	.620" COMPRESSION X 3/4" MIPT	50	0.72
	CMAP 700	.700" COMPRESSION X 3/4" MIPT	50	0.72
	CMAP 900	.940" COMPRESSION X 3/4" MIPT	25	1.26

HOSE TO PIPE ADAPTERS

	FHPA 75 (PHA 75)	3/4" FHT X 3/4" FIPT SWIVEL ADAPTER	25	2.50
	MPHA 75	3/4" MHT X 3/4" MIPT ADAPTER	25	1.42

HOSE THREAD CAPS AND WASHERS




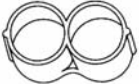

	CAP 75	3/4" FHT CAP WITH WASHER	100	0.64
	W 75	3/4" VINYL WASHER	100	0.12
	SW 75	3/4" HOSE SCREEN WASHER = 30 MESH	100	0.68


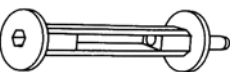
FIGURE 8 END CAPS

	F 870	END CAP FOR .620" AND .700" TUBING	100	0.24
	F 890	END CAP FOR .940" TUBING	100	0.48

DRIP LOCK HANGERS

	700 DL	DRIP LOCK FOR .700" TUBING	100	0.18
	940 DL	DRIP LOCK FOR .940" TUBING	100	0.22

PUNCH TOOLS

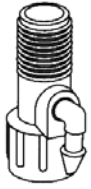
	4001 2	SPOT WOOD HANDLE PUNCH TOOL FOR 1/8" FITTINGS	10	5.60
	HP-125	HOLE PUNCH FOR 1/4" BARBED FITTINGS EMITTERS, AND 10/32" THREADED JETS	10	3.64

PART NUMBER
1/4" ADAPTERS

DESCRIPTION

BAG QTY

LIST

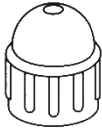


FREL 250
(RA 250)

ONE OUTLET RISER ADAPTER
 1/2" FIPT X 1/2" MIPT X 1/4" BARB

50

1.80




REA

SOCKET RISER ADAPTER
 1/2" FIPT X 1/4" SOCKET FOR BARB

50

1.26



FHAT
(SAH)

HOSE ADAPTER WITH WASHER
 3/4" FHT X 1/4" BARB

50

1.60

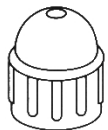


SAT

PIPE ADAPTER
 1/2" FIPT X 1/4" BARB

50

1.12



FAJ
(SAJ)

SPRAY JET ADAPTER
 1/2" FIPT X 1032 NFT

50

0.70

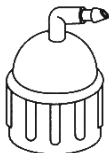


ST 250

BARBED TEE ADAPTER
 1/2" FIPT X 1/4" SWIVEL TEE

50

1.62



SEL 250


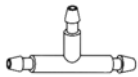
BARBED ELL ADAPTER
 1/2" FIPT X 1/4" SWIVEL ELBOW

50

1.62

PART NUMBER	DESCRIPTION	BAG QTY	LIST
-------------	-------------	---------	------




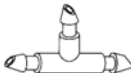
1/8" BARBED INSERT FITTINGS

	C 125 (BB 125)	1/8" COUPLER - SHORT	100	0.12
	T 125	1/8" TEE	100	0.34


1/8" TO 1/4" BARBED INSERT REDUCER

	FRBA (DBA)	1/8" TO 1/4" COUPLER	100	0.20
---	------------	----------------------	-----	------

1/4" BARBED INSERT FITTINGS

	BB 250	1/4" COUPLER - SHORT	100	0.12
	C 250	1/4" COUPLER - LONG	100	0.10
	L 250	1/4" ELL	100	0.16
	T 250	1/4" TEE	100	0.18

INSECT PLUGS

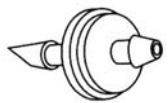
	BP 250	BUG PLUG FOR 1/4" TUBING	100	0.22
---	--------	--------------------------	-----	------

BARBED PLUGS

	GP 2	DUAL SIDED GOOF PLUG	100	0.06
---	------	----------------------	-----	------

PART NUMBER	DESCRIPTION	BAG QTY	LIST
-------------	-------------	---------	------

PRESSURE COMPENSATING EMITTERS



ERC 05 (PCP 05)	1/2 GPH PRESSURE COMPENSATING 1/4"	100	0.46
ERC 10 (PCP 10)	1 GPH PRESSURE COMPENSATING 1/4"	100	0.46
ERC 20 (PCP 20)	2 GPH PRESSURE COMPENSATING 1/4"	100	0.46

FLAG EMITTERS (TAKE APART EMITTERS)




ETA 10 (TAE 10)	1 GPH LAMINAR FLOW TAKE APART EMITTER 1/4"	100	0.30
ETA 20G (TAE 20)	2 GPH LAMINAR FLOW TAKE APART EMITTER 1/4"	100	0.30
ETA 40Y (TAE 40)	4 GPH LAMINAR FLOW TAKE APART EMITTER 1/4"	100	0.30

SPOT VORTEX EMITTERS



3001 1/2	1/2 GPH GRAY EMITTER 1/8"	100	.38
3001 1	1 GPH BLACK EMITTER 1/8"	100	.38
3001 2	2 GPH GREEN EMITTER 1/8"	100	.38

Spray Sticks

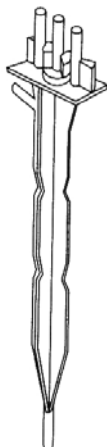


ESS160BL	160 Degree, High Flow	Black	100	0.28
ESS160DG	160 Degree, Medium Flow	Dark Green	100	0.28
ESS160AV	160 Degree, Low Flow	Avocado (light green)	100	0.28
ESS160TC	160 Degree, Mini Flow	Terracotta (orange)	100	0.28
ESS90BR	90 Degree, Low Flow	Brown	100	0.28
ESS90C	90 Degree, Mini Flow	Cement (grey)	100	0.28

DISCHARGE RATES (GPH)

Part No.	Spray Pattern	15 psi			25 psi		
		Discharge Rates (GPH)	Max # of Spray Sticks		Discharge Rates (GPH)	Max # of Spray Sticks	
			0.600" ID Tubing	0.820" ID Tubing		0.600" ID Tubing	0.820" ID Tubing
ESS160BL	160°	12.6 gph	20	40	17.4 gph	15	29
ESS160DG	160°	9.6 gph	27	52	13.2 gph	19	38
ESS160AV	160°	5.4 gph	48	93	7.2 gph	36	70
ESS160TC	160°	3.6 gph	73	140	4.8 gph	54	105
ESS90BR	90°	5.4 gph	48	93	7.8 gph	33	64
ESS90C	90°	2.4 gph	110	211	3.6 gph	73	140





TRI FLOW SPRAY STICKS



TFS 090	BLUE 90 DEGREE THREE FLOW SPRAY STICK	100	0.40
TFS 160	GREEN 160 DEGREE THREE FLOW SPRAY STICK	100	0.40

MODEL	FLOW NODE	DISCHARGE			
		10 PSI	15 PSI	20 PSI	25 PSI
TFS 090	LOW	4.3	4.8	5.3	6
	MEDIUM	6.4	7.1	7.9	9
	HIGH	8.5	9.5	10.6	12
TFS 160	LOW	6.4	7.1	7.9	9
	MEDIUM	8.5	9.5	10.6	12
	HIGH	13.1	14.3	15.9	18

PART NUMBER DESCRIPTION BAG QTY LIST
DIAL ADJUSTABLE EMITTERS

	EZB FAN (DAFB FAN)	360 DEGREE FAN SPRAY 0-20 GPH ADJUSTABLE FLOW WITH 1/4" BARB	100	0.66
	EZT FAN (DAFT FAN)	360 DEGREE FAN SPRAY 0-20 GPH ADJUSTABLE FLOW WITH 10/32" THREAD	100	0.66
	EZS FAN (DAFS FAN)	360 DEGREE FAN SPRAY 0-20 GPH ADJUSTABLE FLOW WITH 6" SPIKE	100	1.00
	EZB 360 (DAFB 360)	360 DEGREE 8 STREAM 0-10 GPH ADJUSTABLE FLOW WITH 1/4" BARB	100	0.54
	EZT 360 (DAFT 360)	360 DEGREE 8 STREAM 0-10 GPH ADJUSTABLE FLOW WITH 10/32" THREAD	100	0.54
	EZS 360 (DAFS 360)	360 DEGREE 8 STREAM 0-10 GPH ADJUSTABLE FLOW WITH 6" SPIKE	100	0.86
	EZB 180 (DAFB 180)	180 DEGREE 5 STREAM 0-10 GPH ADJUSTABLE FLOW WITH 1/4" BARB	100	0.54
	EZT 180 (DAFT 180)	180 DEGREE 5 STREAM 0-10 GPH ADJUSTABLE FLOW WITH 10/32" THREAD	100	0.54
	EZS 180 (DAFS 180)	180 DEGREE 5 STREAM 0-10 GPH ADJUSTABLE FLOW WITH 6" SPIKE	100	0.86
	EZB BUB (DAFB BUB)	360 DEGREE MINI BUBBLER 0-25 GPH ADJUSTABLE FLOW WITH 1/4" BARB	100	0.66
	EZT BUB (DAFT BUB)	360 DEGREE MINI BUBBLER 0-25 GPH ADJUSTABLE FLOW WITH 10/32" THREAD	100	0.66
	EZS BUB (DAFS BUB)	360 DEGREE MINI BUBBLER 0-25 GPH ADJUSTABLE FLOW WITH 6" SPIKE	100	1.00

4 OUTLET PRESSURE COMPENSATING BUBBLER



EPCB2	2 GPH/OUTLET BUBBLER	BLUE	25	5.00
EPCB6	6 GPH/OUTLET BUBBLER	BLACK	25	5.00
EPCB10	10 GPH/OUTLET BUBBLER	RED	25	5.00
EPCB20	20 GPH/OUTLET BUBBLER	GREEN	25	5.00

4 = 1/4" SWIVEL BARBS. INLET = 1/2" FPT

DISCHARGE RATES (GPH)

Part No.	20 psi	30 psi	45 psi	60 psi
EPCB2	1.8 gph	2.0 gph	2.4 gph	2.6 gph
EPCB6	5.2 gph	6.2 gph	7.8 gph	8.5 gph
EPCB10	8.0 gph	9.3 gph	11.6 gph	13.0 gph
EPCB20	14.0 gph	18.0 gph	21.0 gph	23.0 gph

8 OUTLET ADJUSTABLE BUBBLER



EAB8	0 - 30 GPH/OUTLET ADJUSTABLE FLOW	25	14.00
------	-----------------------------------	----	-------

8 = 1/4" SWIVEL BARBED ELBOWS. SWIVEL INLET = 1/2" FPT

PART NUMBER	DESCRIPTION	BAG QTY	LIST
-------------	-------------	---------	------

ROTOR SPRAYS WITH 10/32" THREAD



RS 08	BLACK NOZZLE = 5.9 GPH @ 20 PSI	100	1.20
RS 10	BLUE NOZZLE = 11.35 GPH @ 20 PSI	100	1.20
RS 13	GREEN NOZZLE = 17.95 GPH @ 20 PSI	100	1.20
RS 15	RED NOZZLE = 24.55 GPH @ 20 PSI	100	1.20
RS 18	ORANGE NOZZLE = 31.55 GPH @ 20 PSI	100	1.20
RS 20	GREY NOZZLE = 38.94 GPH @ 20 PSI	100	1.20

CHALLENGER MICRO SPRINKLERS WITH 3/8" MPT



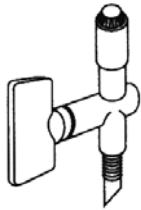
SMB 13	WHITE NOZZLE = 15 GPH @ 22 PSI	100	1.80
SMB 16	GREEN NOZZLE = 24 GPH @ 22 PSI	100	1.80
SMB 20	BLUE NOZZLE = 33 GPH @ 22 PSI	100	1.80
SMB 22	GREY NOZZLE = 40 GPH @ 22 PSI	100	1.80
SMB 24	YELLOW NOZZLE = 48 GPH @ 22 PSI	100	1.80
SMB 27	RED NOZZLE = 63 GPH @ 22 PSI	100	1.80

VARI ROTOR SPRAYS



VRS 360	ADJUSTABLE ROTOR SPRAY MAXIMUM 24 GPH @ 20 PSI	100	2.50
---------	---	-----	------

VARI FLOW JETS



VF 360	ADJUSTABLE 360 DEGREE SPRAY JET 0 TO 25 GPH	50	1.44
VF 180	ADJUSTABLE 180 DEGREE SPRAY JET 0 TO 25 GPH	50	1.44
VF 090	ADJUSTABLE 90 DEGREE SPRAY JET 0 TO 25 GPH	50	1.44

ONE PIECE JETS



090 04	BLUE BASE WITH 90 DEGREE SPRAY	100	0.26
090 05	GREEN BASE WITH 90 DEGREE SPRAY	100	0.26
090 06	RED BASE WITH 90 DEGREE SPRAY	100	0.26
180 04	BLUE BASE WITH 180 DEGREE SPRAY	100	0.26
180 05	GREEN BASE WITH 180 DEGREE SPRAY	100	0.26
180 06	RED BASE WITH 180 DEGREE SPRAY	100	0.26
280 04	BLUE BASE WITH 360 DEGREE SPRAY	100	0.26
280 05	GREEN BASE WITH 360 DEGREE SPRAY	100	0.26
280 06	RED BASE WITH 360 DEGREE SPRAY	100	0.26

SPECIALTY JETS



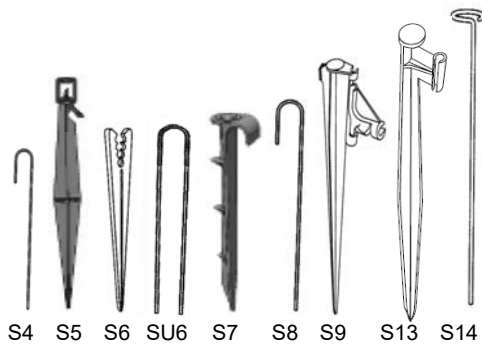
008	360 DEGREE X YELLOW MIST JET	100	1.30
009	360 DEGREE X WHITE LIGHTHOUSE JET	100	1.30

PART NUMBER
STAKES

DESCRIPTION

BAG QTY

LIST



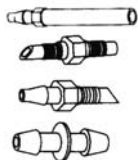
S 4	5" WIRE "J" STAKE FITS P-250	100	0.22
S 5	8" PLASTIC STAKE WITH 1/4" BARBED SIDE INLET AND 10/32" THREAD TOP OUTLET	50	0.70
S 6	6" PLASTIC "V" STAKE FOR P-185 TO P-250	100	0.22
S U6	6" WIRE "U" STAKE FOR P-700 TO P-940	100	0.24
S 7	6" PLASTIC STAKE FOR P-620 TO P-700	50	0.62
S 8	8" WIRE "J" STAKE FOR P-620 TO P-700	100	0.26
S 9	9" PLASTIC STAKE FOR P-250	400	0.64
S 13	13" PLASTIC "CLIP" STAKE FOR 0.3" RIGID RISERS	400	0.76
S 14	14" WIRE STAKE FOR 0.3" OD RIGID RISERS	50	1.00

RIGID RISERS



06 EXT	6" RISER .160" I.D. X .300" O.D.	100	0.18
08 EXT	8" RISER .160" I.D. X .300" O.D.	100	0.22
12 EXT	12" RISER .160" I.D. X .300" O.D.	100	0.28
18 EXT	18" RISER .160" I.D. X .300" O.D.	100	0.40
06 EXT WA	6" RISER + 10/32" ADAPTER	100	0.50
08 EXT WA	8" RISER + 10/32" ADAPTER	100	0.54
12 EXT WA	12" RISER + 10/32" ADAPTER	100	0.60
18 EXT WA	18" RISER + 10/32" ADAPTER	100	0.72
S5R6	6" RISER + S5 STAKE	100	1.04
S5R8	8" RISER + S5 STAKE	100	1.08
S5R12	12" RISER + S5 STAKE	100	1.14

MICRO ADAPTERS



Z 2	SNAP IN ADAPT FOR S 17 STAKE	100	0.40
TT 250	10/32" THREAD X 10/32" THREAD	100	0.20
BT 250	1/4" BARB X 10/32" THREAD	100	0.20
BB 250	1/4" BARB X 1/4" BARB	100	0.12

MICRO BALL VALVES



FVB 250	1/4" BARBED VALVE	50	1.20
FVT 250	10/32" THREADED VALVE	50	1.20

PART NUMBER	DESCRIPTION	BAG QTY	LIST
1/8" MPT MISTERS (with 100 mesh screen)			



EM6	0.6 GPH MISTING NOZZLE	GREY	50	6.00
EM10	1.0 GPH MISTING NOZZLE	BLUE	50	6.00



FTM (MTEE)	1/2" SLIP X 1/2" SLIP X 1/8" FPT		25	2.00
------------	----------------------------------	--	----	------

- Minimum operating pressure of 30 psi.
- Droplets in the 30 to 80 micron range.
- Includes 100 mesh stainless steel screen.

DISCHARGE RATES (GPH)

Part No.	Cone Angle	30 psi	45 psi	60 psi	75 psi	90 psi
EM6	80°	0.65 gph	0.80 gph	0.90 gph	1.00 gph	1.10 gph
EM10	80°	0.90 gph	1.10 gph	1.30 gph	1.40 gph	1.50 gph

1/4" BARBED MISTERS



EMB30	3.5 GPH MISTING NOZZLE	BLACK	100	1.10
-------	------------------------	-------	-----	------

- Minimum operating pressure of 30 psi.
- Cone angle of 30° at 45 psi.
- Self-piercing barb -- no need to pre-punch hole in supply tubing.

DISCHARGE RATES (GPH)

Part No.	30 psi	45 psi	60 psi
EMB30	3.50 gph	4.20 gph	5.20 gph

PART NUMBER	DESCRIPTION	BAG QTY	LIST
-------------	-------------	---------	------

TUBE MOUNTING CLAMPS WITH NAIL



MC 250	1/4" POLY CLAMP WITH NAIL	100	0.14
MC 500	3/8" POLY CLAMP WITH NAIL	100	0.20
MC 710	1/2" POLY CLAMP WITH NAIL	100	0.38

HOSE THREAD & PIPE THREAD BALL VALVES




BV 75	3/4" FHT X 3/4" MHT BALL VALVE	25	2.50
BV 75P	3/4" FPT X 3/4" MPT BALL VALVE	25	2.50



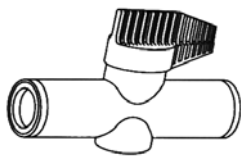
YBV 75	3/4" FHT X 3/4" MHT Y BALL VALVE	25	4.20
--------	----------------------------------	----	------

BARBED BALL VALVES



0455 V	.375" BARBED BALL VALVES	20	2.50
0700 V	.600" BARBED BALL VALVES	20	3.00
0940 V	.830" BARBED BALL VALVES	20	4.00

COMPRESSION BALL VALVES



FC 600	.620" COMPRESSION BALL VALVE	15	2.40
FC 700	.700" COMPRESSION BALL VALVE	15	2.40
FC 710	.710" COMPRESSION BALL VALVE	15	2.40
FC 900	.940" COMPRESSION BALL VALVE	25	2.80

TEE ADAPTERS (Tee Eliminators)



TA 50	1/2" TEE ADAPTER FROM PVC	100	1.70
TA 75	3/4" TEE ADAPTER FROM PVC	100	1.90
TA 100	1" TEE ADAPTER FROM PVC	100	2.20

VALVE COVER



VC-4	4" COVER FITS STANDARD 4" PVC PIPE	50	4.00
------	------------------------------------	----	------



UNIVERSAL SALES

Drip Irrigation

www.universalsales.biz ~ PH (541) 998-9999 ~ FX (541) 998-9998

TERMS AND CONDITIONS

TERMS:

Net 10th of month following the invoice date. A 1 1/2% per month service charge will be added to all past due accounts.

CREDIT:

Credit approval for an open account and discount eligibility must be established prior to initial order. COD may be requested for accounts with credit applications in process. Shipments will be held on established accounts with an unsatisfactory payment status.

PRICES:

We reserve the right to change prices without notice. However, we will endeavor to announce price changes 30 days prior to the date of effectiveness. Unless noted otherwise on our sales acknowledgment, prices are those in effect at time of shipment.

SHORTAGES:

All claims such as pricing, shortages, returns, etc. must be made within 1 day from receipt of shipment in writing. All shortages should be identified by giving us the sales order or invoice number and date on which merchandise was received. Please take digital pictures of the shipment for us to review. No debit memo will be accepted until final disposition is determined and factory credit memo is issued.

PRODUCT DESIGN:

Manufacturer reserves the right to redesign, alter, or modify its products without incurring liability for customer's inventory or future repair problems.

DEFECTIVE MATERIALS:

Contact sales office for field inspection prior to any disposition of material. Take digital pictures and send them to us for review. No debit memos, freight charges, returns, etc. will be honored without corporate authorization.

MERCHANDISE RETURNED FOR CREDIT:

No merchandise will be accepted without prior approval from Universal Sales. All materials approved for return shall be returned freight prepaid and are subject to a 20% restocking charge.

DAMAGED FREIGHT:

Products are packaged and accepted by the freight forwarder in undamaged condition. Do not sign for damaged freight without noting damages on the waybill. Notify Universal Sales headquarters immediately for instructions on how to proceed. Take digital pictures and send them to us for review.